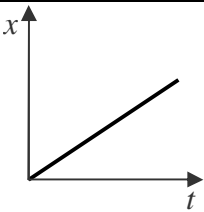
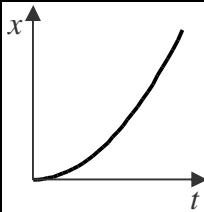
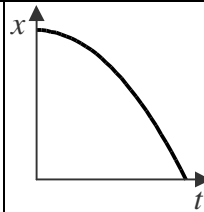
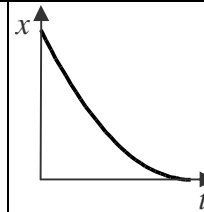
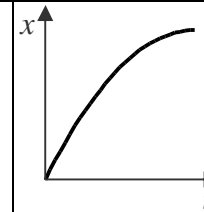
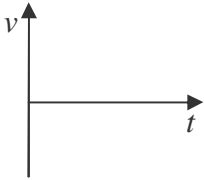
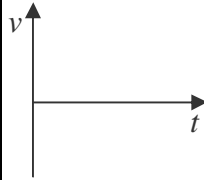
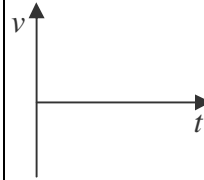
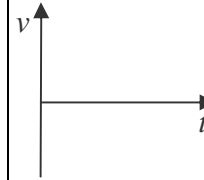
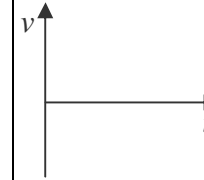
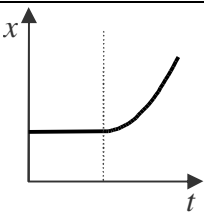
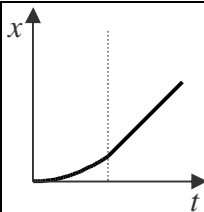
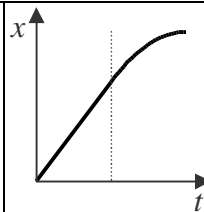
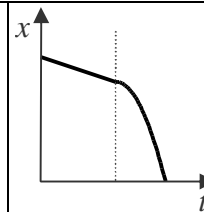
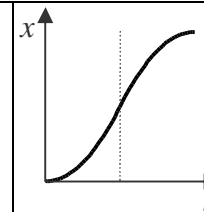
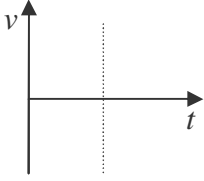
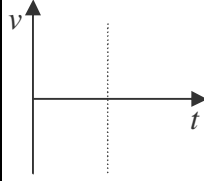
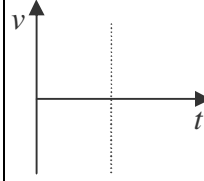
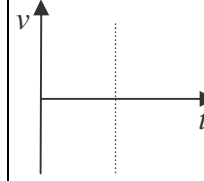
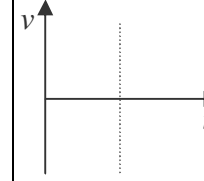


Stacks of Graphs #2

Name _____ Period _____ Date _____

In each column, fill in the empty boxes so that the velocity graphs match the provided position graphs. Also indicate whether the acceleration is negative, zero, or positive.

1	2	3	4	5
				
				
<p><i>a</i> is...</p> <p style="text-align: center;">+ 0 -</p>	<p><i>a</i> is...</p> <p style="text-align: center;">+ 0 -</p>	<p><i>a</i> is...</p> <p style="text-align: center;">+ 0 -</p>	<p><i>a</i> is...</p> <p style="text-align: center;">+ 0 -</p>	<p><i>a</i> is...</p> <p style="text-align: center;">+ 0 -</p>

6	7	8	9	10
				
				
<p><i>a</i> is...</p> <p style="text-align: center;">+ + 0 0 - -</p>	<p><i>a</i> is...</p> <p style="text-align: center;">+ + 0 0 - -</p>	<p><i>a</i> is...</p> <p style="text-align: center;">+ + 0 0 - -</p>	<p><i>a</i> is...</p> <p style="text-align: center;">+ + 0 0 - -</p>	<p><i>a</i> is...</p> <p style="text-align: center;">+ + 0 0 - -</p>